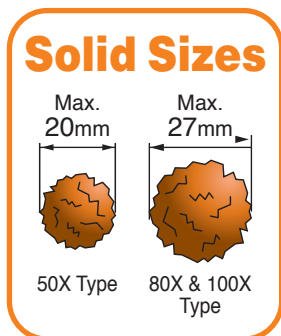



Heavy Duty Trash Pumps



KTH-80X



KTH-100X

Performance Curve



Specification

	Model	KTH-50X	KTH-80X	KTH-100X
PUMP	Connection Dia	50 mm (2")	80 mm (3")	100 mm (4")
	Connection Thread	Outer Pipe Thread BSP or NPT		
	Total Head	30 m (98 ft)	27 m (88 ft)	26 m (85 ft)
	Delivery Volume	700 L/min (185 USG/min)	1340 L/min (354 USG/min)	1650 L/min (435 USG/min)
	Max. Suction Lift	8 m (26 ft)		
	Material for Mechanical Seal	SiC (Silicon Carbide) x SiC		
	Material for Impeller	Hi-Chrome		
	Material for Volute	Spheroidal Graphite Iron Castings (FCD 450)		
	Type	Forced Air-cooled 4-stroke Gasoline Engine		
ENGINE	Model	Honda GX160	Honda GX240	Honda GX340
	Displacement	163 cc	270 cc	389 cc
	Rated Output	2.9 kW (3.9 PS) / 3600 rpm	4.6 kW (6.2 PS) / 3600 rpm	6.3 kW (8.6 PS) / 3600 rpm
	Max. Output	3.6 kW (4.9 PS) / 3600 rpm	5.9 kW (7.9 PS) / 3600 rpm	8.0 kW (10.9 PS) / 3600 rpm
	Fuel	Automotive Unleaded Gasoline		
	Fuel Tank Capacity	3.1 L (0.82 USG)	5.3 L (1.40 USG)	6.1 L (1.61 USG)
	Continuous Operating Time	Approx. 2.2 hrs	Approx. 2.5 hrs	Approx. 2 hrs
	Starting Method	Recoil Starter		
Standard Accessories	1 Strainer, 2 Hose Couplings, 3 Hose Bands, 1 Engine Tool Set			
Net Weight	47 kg (104 lbs)	59 kg (130 lbs)	78 kg (172 lbs)	
Gross Weight	50 kg (110.2 lbs)	62 kg (136.7 lbs)	84.5 kg (186.3 lbs)	
Dimensions LxWxH (mm)	646 x 488 x 509	711 x 506 x 570	780 x 570 x 652	
Packing Unit	1			


New Design for Easy Maintenance

Powered by Honda GX270 & GX390 with oil alert

- The cleanout cover can be removed easily without removing hoses
- Handles on the cleanout cover can be installed in vertical or horizontal position
- Easy removal of knobs
- New Impeller design with hexagon boss for easy installation and removal

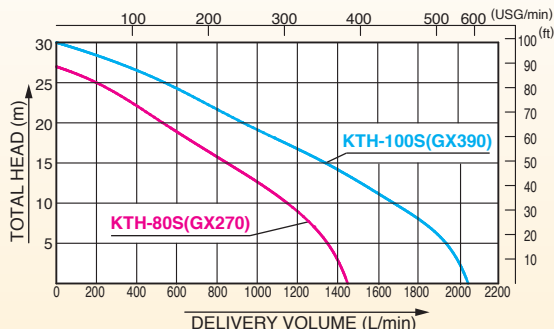


KTH-80S



Performance Curve

*Performance ratings are guaranteed minimum, not inflated maximum.



Specification

	Model	KTH-80S	KTH-100S
PUMP	Connection Dia	80 mm (3")	100 mm (4")
	Connection Thread	Outer Pipe Thread BSP or NPT	
	Total Head	27 m (88 ft)	30 m (98 ft)
	Delivery Volume	1450 L/min (383 USG/min)	2050 L/min (542 USG/min)
	Max. Suction Lift	8 m (26 ft)	
	Material for Mechanical Seal	SiC (Silicon Carbide) x SiC	
	Material for Impeller	Hi-Chrome	
	Material for Volute	Spheroidal Graphite Iron Castings (FCD 450)	
ENGINE	Type	Forced Air-Cooled 4-stroke Gasoline Engine	
	Model	Honda GX270	Honda GX390
	Displacement	270 cc	389 cc
	Rated Output	5.1 kW (6.9 PS) / 3600 rpm	7.0 kW (9.5 PS) / 3600 rpm
	Max. Output	6.0 kW (8.2 PS) / 3600 rpm	8.7 kW (11.8 PS) / 3600 rpm
	Fuel	Automotive Unleaded Gasoline	
	Fuel Tank Capacity	5.3 L (1.40 USG)	6.1 L (1.61 USG)
	Continuous Operating Time	Approx. 2 hrs	
	Starting Method	Recoil Starter	
	Accessories	1 Strainer, 2 Hose Couplings, 3 Hose Bands, 1 Engine Tool Set	
Net Weight	65 kg (143.3 lbs)	79.5 kg (175.3 lbs)	
Gross Weight	71 kg (156.5 lbs)	86.5 kg (190.6 lbs)	
Dimensions LxWxH (mm)	730 x 530 x 600	785 x 565 x 630	
Packing Unit	1		