









High Pressure Washer Powered by Koshin Engine

- **1.5M Self Priming Guarantee (vertically 1.5M)**
Self priming pump system capable of pumping up water from any water source
- **Powered by Reliable Koshin Engine**
Koshin K180 and K210 engine for quiet, reliable performance
- **Quick Couple Nozzle Set as Standard Accessory**

- ① 15° 
 - ② 25° 
 - ③ 40° 
 - ④ Point-blank 
 - ⑤ Detergent nozzle 
 - ⑥ Rotary nozzle 
- *1510UK only



**5.6 HP
MAX 2180 PSI**

JCE-1510UK

■ Specification

Model		JCE-1408U	JCE-1408UDX	JCE-1510UK
PUMP	Max. Pressure	14 MPa		15 MPa
	Max. Volume	8 L/min		10 L/min
	Recommended Feed-water	Clear water at 5 – 40 °C		
	Max. Suction Lift	1.5 m		
	Necessary Volume of Engine Oil	120 cc	450 cc	
ENGINE	Type	Forced Air-Cooled 4-stroke OHV Gasoline Engine		
	Model	Koshin K180		Koshin K210
	Displacement	179 cc		212 cc
	Fuel	Automotive Unleaded Gasoline		
	Fuel Tank Capacity	3.6 L		
	Engine Oil	SAE 10W-30		
	Necessary Volume of Engine Oil	600 cc		
Accessories		1 Gun Nozzle (screw attachment type), 1 Straight/Fan shape nozzle, 1 Delivery hose (screw attachment type) (10 m), 2 Suction hoses (3m), 1 Strainer	1 Gun Nozzle (quick attachment type), 1 Delivery hose (quick attachment type) (10 m), 2 Suction hose (3m), 1 Strainer 5 Interchangeable nozzle: (1) 15° (2) 25° (3) 40° (4) point-blank (5) Detergent nozzle	1 Gun Nozzle (quick attachment type), 1 Delivery hose (quick attachment type) (10 m), 1 Strainer, 2 Suction hoses (3 m) 6 Interchangeable nozzle: (1) 15° (2) 25° (3) 40° (4) point-blank (5) Detergent nozzle (6) Rotary nozzle
Net Weight		25 kg (55 lbs)	32.5 kg (72 lbs)	36 kg (79 lbs)
Gross Weight		34.5 kg (76.0 lbs)	42.5 kg (93.7 lbs)	46.0 kg (101 lbs)
Dimensions LxWxH (mm)		540 × 435 × 525	710 × 400 × 530	710 × 400 × 530
Packing Unit		1		