



# Make Winter Life Easier with This Stable and Convenient Snow Blower

## Compact But, Powerful 11 Horsepower Snow Blower



**New**

Engine Snow Blower  
**KSB-1170**

■ Suitable snow types

Soft new snow	<input checked="" type="radio"/>	Snow fallen from roofs	<input type="radio"/>
Heavy compacted snow	<input checked="" type="radio"/>	Snow starting to melt	<input type="checkbox"/>


Check product information by video



Works well at slow speeds, making it perfect for female and senior citizens

Rotating function for tight turns

Simply grip the lever in the direction you wish to turn. This rotation function is not available on competitor snow blowers in this price range.



Moves as slowly as needed!

Equipped with an HST (hydraulic stepless transmission) for smooth and stepless speed control with a single lever.



Throw snow near or far!

The snow throwing chute angle is adjustable with a lever. (two angles)



Adjust auger height with a single button!


The auger height can easily be adjusted according to snow depth with a button near the handles.



LED light equipped. Easy to work at dark place.



Comes with self-priming pump for when the engine does not start



10 min. Clearing width  $250m^2^*$

\* One new snow, 20 cm deep

Optional parts for KSB-1170

Product name	For off-season storage		Repair parts		
	Cover	CovAuger sherboltser	Paint for repairs		
Model	PA-419	PA-516	PA-422	PA-428	PA-517

Specification

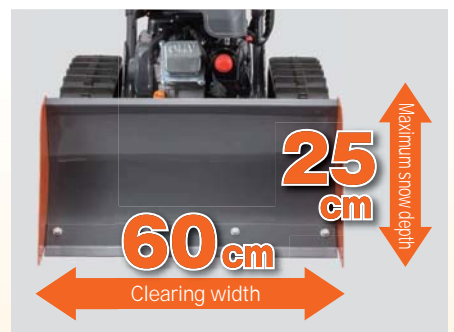
Model	KSB-1170	
Snow throwing direction (left/right)	210° (stepless adjusting)	
Snow throwing angle (up/down)	100° (9 stages)	
Engine	Name	Koshin K420DS
	Type	Air-cooled 4-cycle gasoline engine
	Start type	Starter motor (electric), recoil starter (manual)
	Displacement	420 cm <sup>3</sup> (cc)
	Maximum capacity	8.6 kW (11.7 PS) / 3600 rpm
	Fuel type	Automobile unleaded gasoline
	Run time guideline (at full tank)	Approx. 5 hrs. (no load), approx. 2.5 hrs. (with load)
	Fuel tank capacity	5.2 L
	Oil type	Engine oil (SE or higher) SAE5W-30
	Oil capacity	1.1 L
Body dimensions	1470 × 742 × 1076 mm (Fully assembled size)	
Net Weight	145.6 kg (321 lbs)	
Gross Weight	—	
Dimensions L×W×H (mm)	—	
Packing Unit	1	

# Beginner-friendly! Quick Start with Electric Start!

Check product information by video



Engine-powered  
Snow Remover  
**ESR-600**



### ■ Suitable snow types

Soft new snow	<input checked="" type="radio"/>	Snow fallen from roofs	<input type="radio"/>
Heavy compacted snow	<input type="radio"/>	Snow starting to melt	<input type="radio"/>

10 min. Clearing width **80m<sup>2</sup>\***

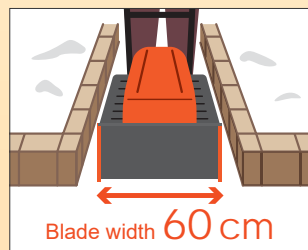
\* One new snow, 10 cm deep

### Easy start with electric start



**60 cm wide and easily clears narrow spaces!**

Oscar's blade is 60 cm, the same as the crawler. It keeps a straight line without wavering for smooth clearing.



### ■ Specification

Model	ESR-600	
Cleaning width	600 mm	
Blade height	320 mm	
Engine	Name	Koshin K100DS
	Type	Air-cooled 4-cycle gasoline engine
	Start type	Starter motor (electric), recoil starter (manual)
	Displacement	98.5 cm <sup>2</sup> (cc)
	Maximum capacity	1.95 kW (2.65 PS) / 3600 rpm
	Fuel type	Automobile unleaded gasoline
	Run time guideline (at full tank)	Approx. 3 hrs. (with load)
	Fuel tank capacity	1.6 L
	Oil type	Engine oil (SE or higher) SAE5W-30
	Oil capacity	0.35 L
Body dimensions	1280 × 630 × 950 mm (Fully assembled size)	
Net Weight	57.3 kg (126.3 lbs)	
Gross Weight	—	
Dimensions L×W×H (mm)	—	
Packing Unit	1	

# Easy Clearing with Quiet, Stable and Convenient Snow Remover

Check product information by video



Battery-powered Snow Remover **SR-350**



## ■ Suitable snow types

Soft new snow	<input checked="" type="radio"/>	Snow fallen from roofs	<input checked="" type="radio"/>
Heavy compacted snow	<input type="radio"/>	Snow starting to melt	<input type="radio"/>

10 min. Clearing width **60m<sup>2</sup>\***

\* One new snow, 10 cm deep

## ■ Battery-powered yet powerful!

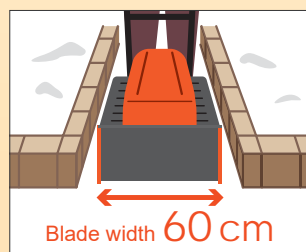
Compact and battery-powered, yet as powerful as an engine snow remover.

**Clears snow smoothly**  
(on wet snow, 11 cm deep)



## 60 cm wide and easily clears narrow spaces!

Oscar's blade is 60 cm, the same as the crawler. It keeps a straight line without wavering for smooth clearing.



## ■ Specification

Model	SR-350 *1	
Cleaning width	600 mm	
Blade height	320 mm	
Motor	DC motor 24 V-35W	
Gear shift type	Gears (1 forward speed, neutral, 1 reverse speed)	
Vehicle speed	Forward speed 2.0 km/h, reverse speed 1.5 km/h	
Battery	Sealed lead-acid battery	
Voltage/Capacity	24 V/20 Ah	
Charging method	Via recharge socket on body and removable battery	
Charger	Power	AC100V (50-60 Hz)
	Charging time	Approx. 12 hrs.*2 (At 25°C±5°C room temperature)
Operating time	Approx. 1 hr.*2 (At 0°C temperature)	
Body dimensions	1280 × 630 × 910 mm (Fully assembled size)	
Net Weight	54 kg (119.1 lbs)	
Gross Weight	—	
Dimensions L×W×H (mm)	—	
Packing Unit	1	

\*1 Japanese Domestic Model. \*2 Varies under different conditions.